

APPENDIĊI

statistika

mir-regjistru nazzjonali tal-knpd

TABELLA 1 | STATISTIKA SKOND L-ETÀ U S-SESS

| Eta' | Nisa | Irġiel | Total | % | | Differenza |
|--------------|-------------|-------------|-------------|-------|------|------------|
| | | | | 2006 | 2005 | |
| 0-4 | 37 | 58 | 95 | 0.98 | 0.99 | -0.01 |
| 5-9 | 89 | 157 | 246 | 2.55 | 2.69 | -0.14 |
| 10-14 | 147 | 184 | 331 | 3.43 | 3.43 | 0.00 |
| 15-19 | 127 | 198 | 325 | 3.36 | 3.42 | -0.06 |
| 20-24 | 133 | 223 | 356 | 3.68 | 3.85 | -0.17 |
| 25-29 | 162 | 241 | 403 | 4.17 | 4.21 | -0.04 |
| 30-34 | 166 | 206 | 372 | 3.85 | 3.81 | 0.04 |
| 35-39 | 159 | 205 | 364 | 3.77 | 3.71 | 0.06 |
| 40-44 | 163 | 237 | 400 | 4.14 | 4.68 | -0.54 |
| 45-49 | 239 | 344 | 583 | 6.03 | 5.89 | 0.14 |
| 50-54 | 252 | 362 | 614 | 6.35 | 6.44 | -0.09 |
| 55-59 | 309 | 439 | 748 | 7.74 | 7.88 | 0.14 |
| 60-64 | 277 | 442 | 719 | 7.44 | 6.79 | 0.65 |
| 65-69 | 308 | 420 | 728 | 7.53 | 7.14 | 0.39 |
| 70-74 | 399 | 412 | 811 | 8.39 | 8.15 | 0.24 |
| 75-79 | 464 | 385 | 849 | 8.79 | 9.11 | -0.32 |
| 80-84 | 557 | 414 | 971 | 10.05 | 8.43 | 1.62 |
| >85 | 384 | 309 | 693 | 7.17 | 8.76 | -1.59 |
| Mhux Magħruf | | | 55 | 0.57 | 0.61 | -0.04 |
| Total | 4372 | 5236 | 9663 | | | |

GRAFIKA 1 | STATISTIKA SKOND L-ETÀ

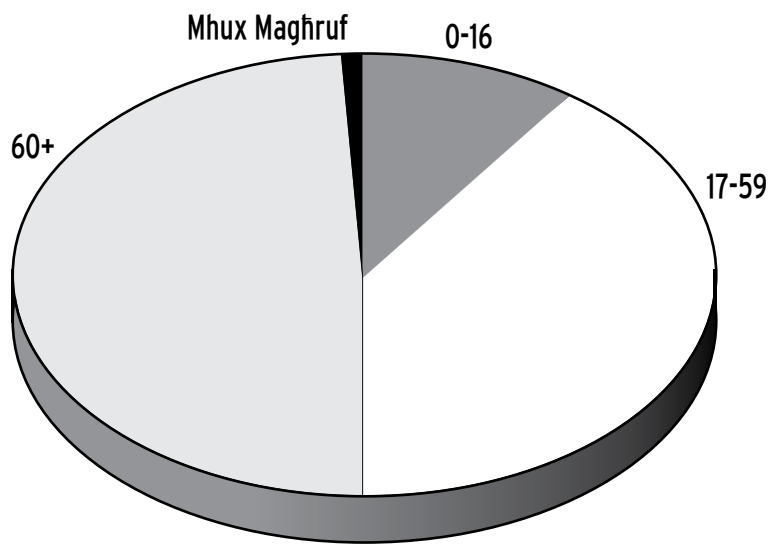


TABELLA 2 | STATISTIKA SKOND L-ETÀ MATUL IS-SNIN

| Sena | 0-16 | | 17 - 5 | | 60+ | | Mhux Sp | Total |
|------|------|------|--------|------|------|------|---------|-------|
| | No. | % | No. | % | No. | % | | |
| 1994 | 815 | 24.5 | 1839 | 55.2 | 651 | 19.5 | 25 | 3330 |
| 1999 | 1089 | 17.2 | 2961 | 46.7 | 2286 | 36.1 | 4 | 6340 |
| 2003 | 1260 | 16.6 | 3388 | 44.5 | 2962 | 38.9 | 0 | 7610 |
| 2005 | 764 | 8.4 | 3854 | 42.5 | 4388 | 48.4 | 57 | 9063 |
| 2006 | 807 | 8.4 | 4030 | 41.7 | 4771 | 49.4 | 55 | 9663 |

GRAFIKA 2 | STATISTIKA SKOND L-ETÀ MATUL IS-SNIN

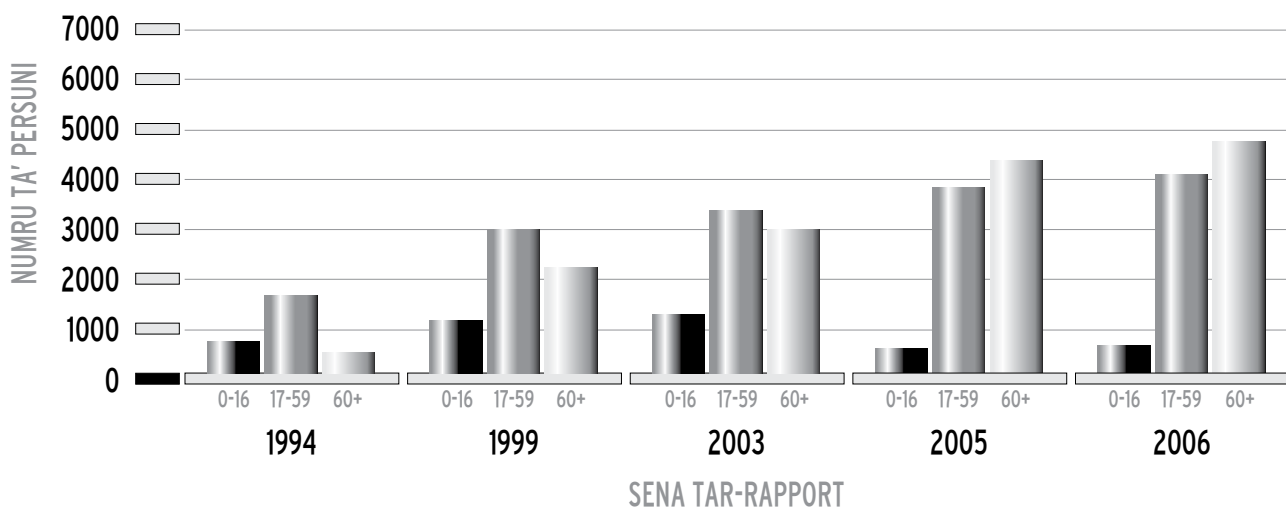
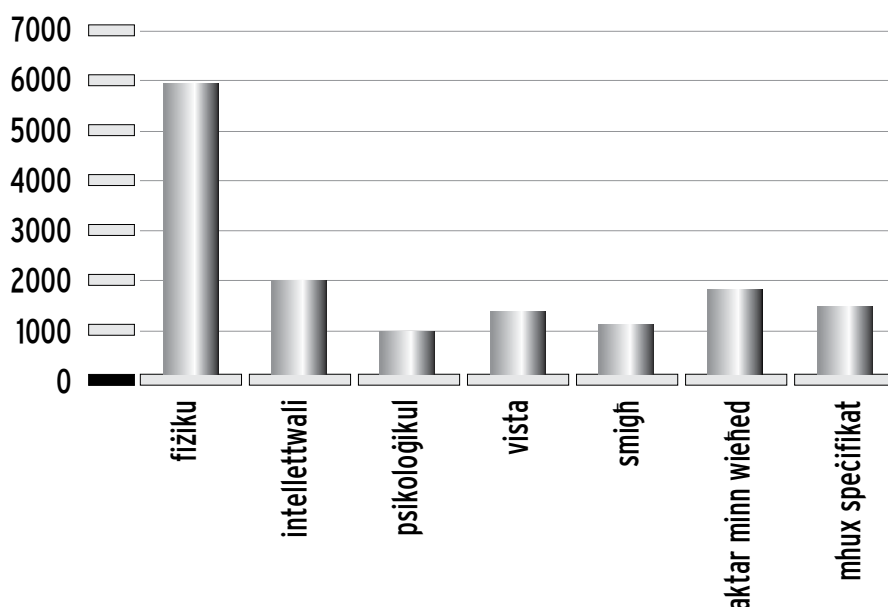


TABELLA 3 | STATISTIKA SKOND IN-NUQQAS

| Tip ta' Nuqqas | Totali | | % | | Differenza |
|-------------------|--------|------|-------|-------|------------|
| | 2006 | 2005 | 2006 | 2005 | |
| Fiziku | 5953 | 5338 | 61.61 | 58.98 | 2.63 |
| Intellettuali | 1964 | 1895 | 20.32 | 20.91 | -0.59 |
| Psikoloġiku | 946 | 849 | 9.29 | 9.37 | -0.08 |
| Vista | 1129 | 1127 | 11.68 | 12.44 | -0.76 |
| Smigh | 1025 | 986 | 10.61 | 10.88 | -0.27 |
| Aktar minn wiehed | 1881 | 1767 | 19.47 | 19.50 | -0.03 |
| Mhux Speċifikat | 1383 | 1484 | 14.31 | 16.37 | -2.06 |

Nota: It-totali huma akbar minħabba li hemm numru ta' persuni li għandhom aktar minn nuqqas wiehed

GRAFIKA 3 | STATISTIKA SKOND IN-NUQQAS



**TABELLA 4
PREVALENZA
TAD-DIŻABILITÀ MQABBLA
MAL-POPOLAZZJONI**

| Sena | Prevalenza (%) |
|------|----------------|
| 1994 | 0.9 |
| 1999 | 1.6 |
| 2003 | 1.9 |
| 2005 | 2.3 |
| 2006 | 2.4 |

**GRAFIKA 4 | PREVALENZA TAD-DIŻABILITÀ
MQABBLA MAL-POPOLAZZJONI**

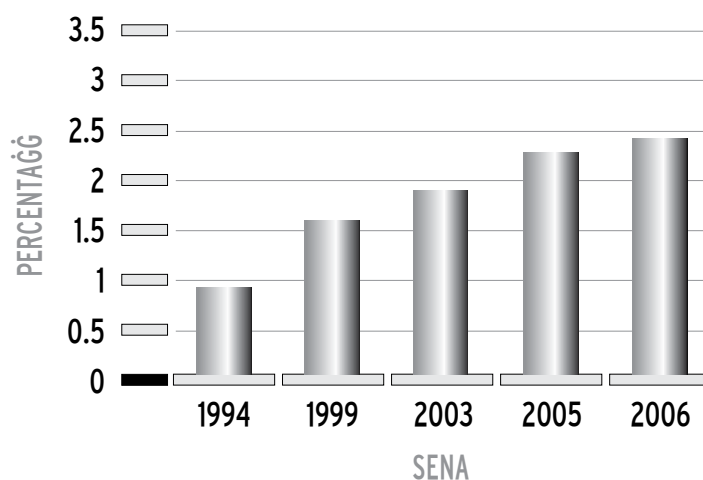


TABELLA 5 | STATISTIKA SKOND IN-NUQQAS U L-ETÀ

| Fiziku | % | Psikologiku | % | Intellettuali | % | Nuqqas ta' Smigh | % | Nuqqas ta' vista | % | Aktar minn Nuqqas wiehed | % |
|---------------|----------|--------------------|----------|----------------------|----------|-------------------------|----------|-------------------------|----------|---------------------------------|----------|
| 40 | 0.67 | 19 | 2.02 | 55 | 2.81 | 7 | 0.69 | 2 | 0.18 | 36 | 1.92 |
| 104 | 1.75 | 41 | 4.36 | 118 | 6.03 | 29 | 2.84 | 21 | 1.87 | 63 | 3.36 |
| 130 | 2.19 | 46 | 4.89 | 163 | 8.33 | 33 | 3.24 | 27 | 2.40 | 79 | 4.21 |
| 139 | 2.34 | 54 | 5.74 | 160 | 8.18 | 39 | 3.82 | 27 | 2.40 | 81 | 4.32 |
| 153 | 2.57 | 52 | 5.53 | 162 | 8.28 | 45 | 4.41 | 37 | 3.29 | 91 | 4.85 |
| 157 | 2.64 | 56 | 5.95 | 162 | 8.28 | 50 | 4.90 | 42 | 3.74 | 83 | 4.42 |
| 160 | 2.69 | 56 | 5.95 | 138 | 7.06 | 41 | 4.02 | 44 | 3.91 | 85 | 4.53 |
| 180 | 3.03 | 48 | 5.10 | 132 | 6.75 | 25 | 2.45 | 29 | 2.58 | 59 | 3.14 |
| 204 | 3.43 | 55 | 5.84 | 110 | 5.62 | 47 | 4.61 | 45 | 4.00 | 85 | 4.53 |
| 319 | 5.36 | 74 | 7.86 | 136 | 6.95 | 54 | 5.29 | 74 | 6.58 | 114 | 6.08 |
| 374 | 6.29 | 80 | 8.50 | 101 | 5.16 | 58 | 5.69 | 55 | 4.89 | 99 | 5.28 |
| 503 | 8.46 | 81 | 8.61 | 130 | 6.65 | 65 | 6.37 | 84 | 7.47 | 137 | 7.30 |
| 507 | 8.52 | 53 | 5.63 | 79 | 4.04 | 57 | 5.59 | 91 | 8.10 | 110 | 5.86 |
| 553 | 9.30 | 45 | 4.78 | 60 | 3.07 | 49 | 4.80 | 80 | 7.12 | 100 | 5.33 |
| 622 | 10.46 | 39 | 4.14 | 59 | 3.02 | 75 | 7.35 | 76 | 6.76 | 113 | 6.02 |
| 666 | 11.20 | 35 | 3.72 | 53 | 2.71 | 77 | 7.55 | 110 | 9.79 | 150 | 8.00 |
| 617 | 10.37 | 47 | 4.99 | 64 | 3.27 | 128 | 12.55 | 136 | 12.10 | 188 | 10.02 |
| 521 | 8.76 | 60 | 6.38 | 74 | 3.78 | 141 | 13.82 | 144 | 12.81 | 203 | 10.82 |
| 5949 | 100.00 | 941 | 100.00 | 1956 | 100.00 | 1020 | 100.00 | 1124 | 100.00 | 1876 | 100.00 |

Nota: It-totali huma akbar minhabba li hemm numru ta' persuni li ghandhom aktar minn nuqqas wiehed

TABELLA 6 | PREVALENZA SKOND IL-LOKALITÀ

| Lokalità | Nru | % | Lokalità | Nru | % |
|-------------|-----|------|--------------------|--------------|---------------|
| ATTARD | 184 | 1.90 | MUNXAR | 17 | 0.18 |
| BALZAN | 106 | 1.09 | NADUR | 93 | 0.96 |
| BIRGU | 86 | 0.88 | NAXXAR | 204 | 2.11 |
| BIRKIRKARA | 549 | 5.68 | PAOLA | 277 | 2.86 |
| BIRŻEBBUĠA | 171 | 1.76 | PEMBROKE | 43 | 0.44 |
| BORMLA | 175 | 1.81 | PIETA' | 111 | 1.15 |
| DINGLI | 57 | 0.58 | QALA | 37 | 0.38 |
| FGURA | 251 | 2.60 | QORMI | 437 | 4.52 |
| FLORIANA | 90 | 0.93 | QRENDI | 56 | 0.5 |
| FONTANA | 23 | 0.24 | RABAT | 405 | 4.19 |
| GHAJNSIELEM | 55 | 0.56 | SAFI | 35 | 0.36 |
| GHARB | 33 | 0.34 | SAN ĠILJAN | 210 | 2.17 |
| GHARGHUR | 38 | 0.39 | SAN ĠWANN | 222 | 2.23 |
| GHASRI | 11 | 0.11 | SAN LAWRENZ | 15 | 0.16 |
| GHAXAQ | 80 | 0.83 | SAN PAWL IL-BAHAR | 284 | 2.93 |
| GUDJA | 47 | 0.48 | SANNAT | 40 | 0.41 |
| GŻIRA | 179 | 1.85 | SIGĠIEWI | 249 | 2.58 |
| HAMRUN | 363 | 3.76 | SLIEMA | 482 | 4.99 |
| KALKARA | 57 | 0.59 | SANTA LUĊIJA | 85 | 0.88 |
| KERĊEM | 26 | 0.26 | SANTA VENERA | 192 | 1.99 |
| KIRKOP | 41 | 0.42 | SWIEQI | 108 | 1.11 |
| LIJA | 59 | 0.61 | TA' XBIEX | 41 | 0.42 |
| L-IKLIN | 28 | 0.29 | TARXIEN | 184 | 1.90 |
| L-ISLA | 79 | 0.82 | VALLETTA | 235 | 2.43 |
| LUQA | 121 | 1.25 | VICTORIA (GHAWDEX) | 164 | 1.70 |
| MARSA | 221 | 2.28 | XAGHRA | 77 | 0.80 |
| MARSASKALA | 170 | 1.76 | XEWKIJA | 64 | 0.66 |
| MARSAXLOKK | 66 | 0.68 | XGHAJRA | 19 | 0.20 |
| MDINA | 12 | 0.12 | ŻABBAR | 309 | 3.19 |
| MELLIEĦA | 181 | 1.87 | ŻEBBUĠ | 237 | 2.45 |
| MĠARR | 56 | 0.58 | ŻEBBUĠ (GHAWDEX) | 48 | 0.50 |
| MOSTA | 352 | 3.64 | ŻEJTUN | 296 | 3.06 |
| MQABBA | 42 | 0.43 | ŻURRIEQ | 179 | 1.95 |
| MSIDA | 158 | 1.63 | | | |
| MTARFA | 41 | 0.42 | TOTAL | 9,663 | 100.00 |