

Statistika mir-Reġistru Nazzjonali tal-Persuni b'Diżabilità għas-sena 2008

Tabella 24: Statistika skont l-Età u s-Sess

Età	Nisa	Irgjiel	Total	%		Differenza
				2008	2007	
0-4	43	48	91	0.79	0.86	-0.07
5-9	91	173	264	2.29	2.39	-0.10
10-14	146	207	353	3.06	3.43	-0.37
15-19	138	202	340	2.95	3.26	-0.31
20-24	145	225	370	3.21	3.35	-0.14
25-29	177	252	429	3.72	4.11	-0.39
30-34	171	257	428	3.71	3.83	-0.12
35-39	196	229	425	3.69	3.80	-0.11
40-44	186	222	408	3.54	3.85	-0.31
45-49	239	382	621	5.39	5.74	-0.36
50-54	284	425	709	6.15	6.25	-0.10
55-59	350	498	848	7.35	7.79	-0.44
60-64	427	592	1019	8.84	8.19	0.64
65-69	344	505	849	7.36	7.51	-0.15
70-74	494	497	991	8.59	8.43	0.16
75-79	591	491	1082	9.38	8.87	0.51
80-84	576	471	1047	9.08	8.56	0.52
85 +	709	495	1204	10.44	9.21	1.23
Mhux Magħruf			54	0.47	0.56	
Total	5307	6171	11532			

Grafika 1: Statistika skont l-Età

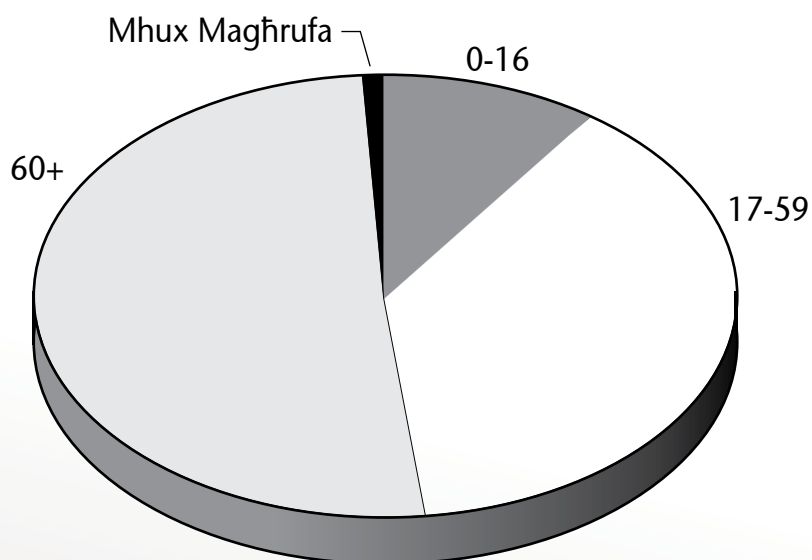


Tabella 25: Statistika skont l-Età matul is-Snin

Sena	0-16		17-59		60+		Mhux Magħruf	Total
	Nru.	%	Nru.	%	Nru.	%	Nru.	
1994	815	24.5	1839	55.2	651	19.5	25	3330
1999	1089	17.2	2961	46.7	2286	36.1	4	6340
2003	1260	16.6	3388	44.5	2962	38.9	0	7610
2005	764	8.4	3854	42.5	4388	48.4	57	9063
2006	807	8.4	4030	41.7	4771	49.4	55	9663
2007	819	8.0	4188	40.7	5227	50.8	57	10291
2008	837	7.3	4449	38.6	6192	53.7	54	11532

Grafika 2: Statistika Skont l-Età matul is-Snin

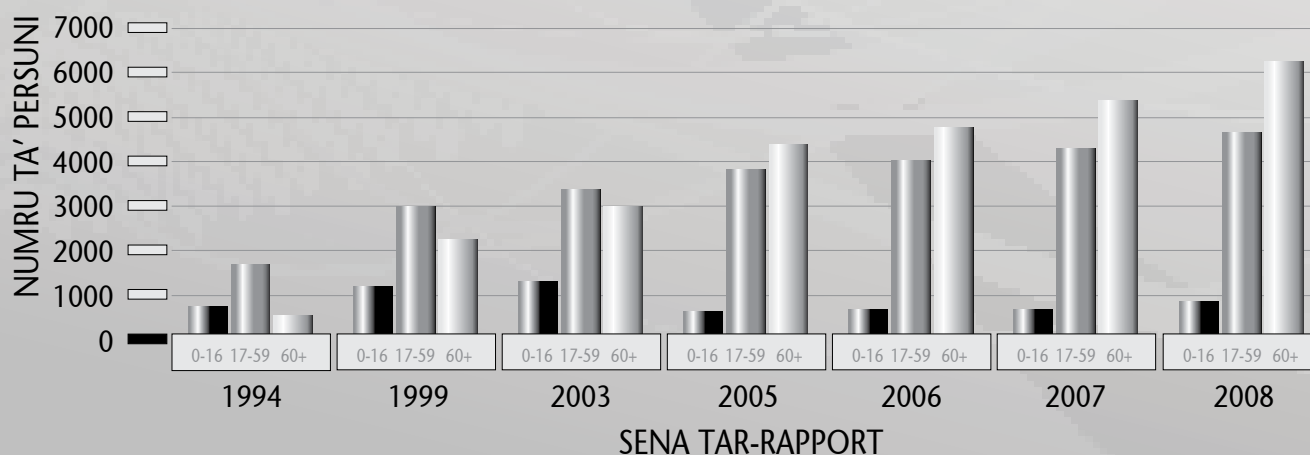


Tabella 26:

	Totali					%		Differenza
	2008	2007	2006	2005	2003	2008	2007	2007-2008
Fiziku	7801	6556	5953	5338	3819	67.65	63.71	+3.94
Intellettwali	2184	2052	1964	1895	1314	18.94	19.94	-1.00
Psikologjiku	1166	1054	946	849	493	10.11	10.24	-0.13
Vista	1236	1159	1129	1127	757	10.72	11.26	-0.54
Smigh	1128	1062	1025	986	636	9.78	10.32	-0.54
Aktar minn wiehed	2284	2022	1881	1767	1166	19.81	19.65	+0.16
Mhux Magħruf	1140	1279	1383	1484	2025	9.89	12.43	-2.54

Nota: It-totali huma akbar minħabba li hemm numru ta' persuni li għandhom aktar minn nuqqas wiehed.

Statistika skont in-Nuqqas

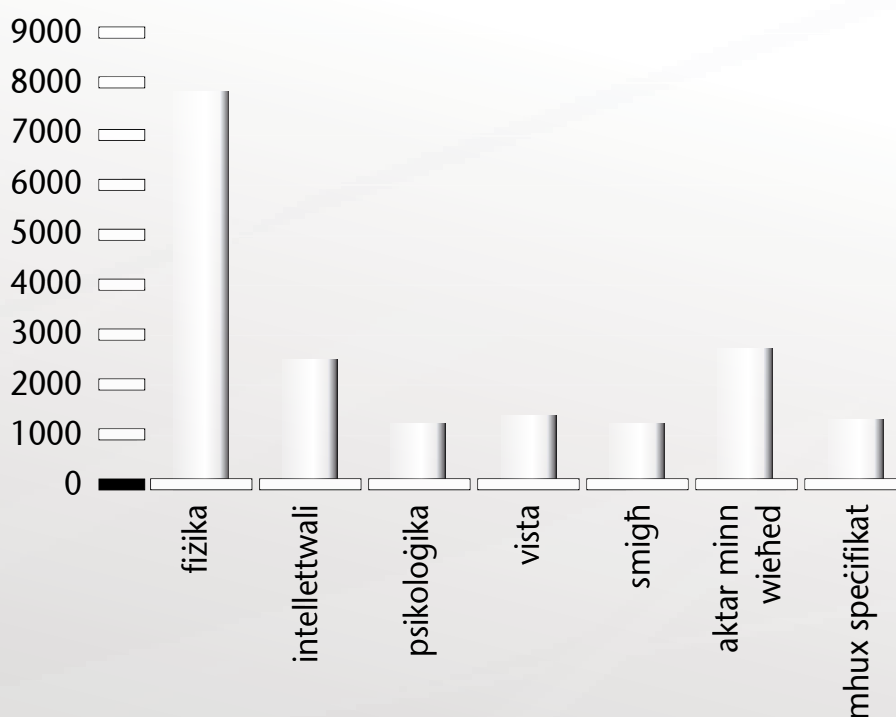


Tabella 27: Statistika skont in-Nuqqas u l-Età (kull ħames snin)

Età	Fizika		Psikoloġjika		Intelletwali		Smigh		Vista		Aktar minn Wieħed	
		%		%		%		%		%		%
0-4	55	0.71	21	1.80	52	2.38	7	0.62	9	0.73	45	1.97
5-9	89	1.14	66	5.66	143	6.55	31	2.75	17	1.38	80	3.50
10-14	154	1.97	70	6.00	182	8.33	35	3.10	30	2.43	107	4.68
15-19	146	1.87	70	6.00	172	7.88	40	3.55	24	1.94	94	4.12
20-24	171	2.19	49	4.20	162	7.42	51	4.52	37	2.99	92	4.03
25-29	195	2.50	55	4.72	180	8.24	41	3.63	32	2.59	90	3.94
30-34	197	2.53	63	5.40	164	7.51	38	3.37	41	3.32	83	3.63
35-39	223	2.86	56	4.80	148	6.78	39	3.46	44	3.56	87	3.81
40-44	242	3.10	54	4.63	98	4.49	32	2.84	30	2.43	75	3.28
45-49	357	4.58	87	7.46	154	7.05	63	5.59	70	5.66	135	5.91
50-54	464	5.95	93	7.98	119	5.45	52	4.61	72	5.83	115	5.04
55-59	624	8.00	97	8.32	120	5.49	63	5.59	80	6.47	148	6.48
60-64	769	9.86	97	8.32	121	5.54	69	6.12	111	8.98	167	7.31
65-69	682	8.74	51	4.37	59	2.70	57	5.05	86	6.96	110	4.82
70-74	817	10.47	50	4.29	65	2.98	79	7.00	94	7.61	142	6.22
75-79	901	11.55	52	4.46	71	3.25	91	8.07	118	9.55	182	7.97
80-84	863	11.06	50	4.29	65	2.98	126	11.17	133	10.76	207	9.06
85 +	852	10.92	85	7.29	109	4.99	214	18.97	208	16.83	325	14.23
Total	7801	100	1166	100	2184	100	1128	100	1236	100	2284	100

Nota: It-totali huma akbar minħabba li hemm numru ta' persuni li għandhom aktar minn nuqqas wieħed

Tabella 28:

Età	Fizika		Psikoloġjika		Intelletwali		Smigh		Vista		Aktar min Wiehed	
		%		%		%		%		%		%
0-16	345	4.42	181	15.52	442	20.24	93	8.24	65	5.26	263	11.51
17-59	2572	32.97	600	51.46	1252	57.33	399	35.37	421	34.06	888	38.88
60+	4884	62.61	385	33.02	490	22.44	636	56.38	750	60.68	1133	49.61
Total	7801	100	1166	100	2184	100	1128	100	1236	100	2284	100

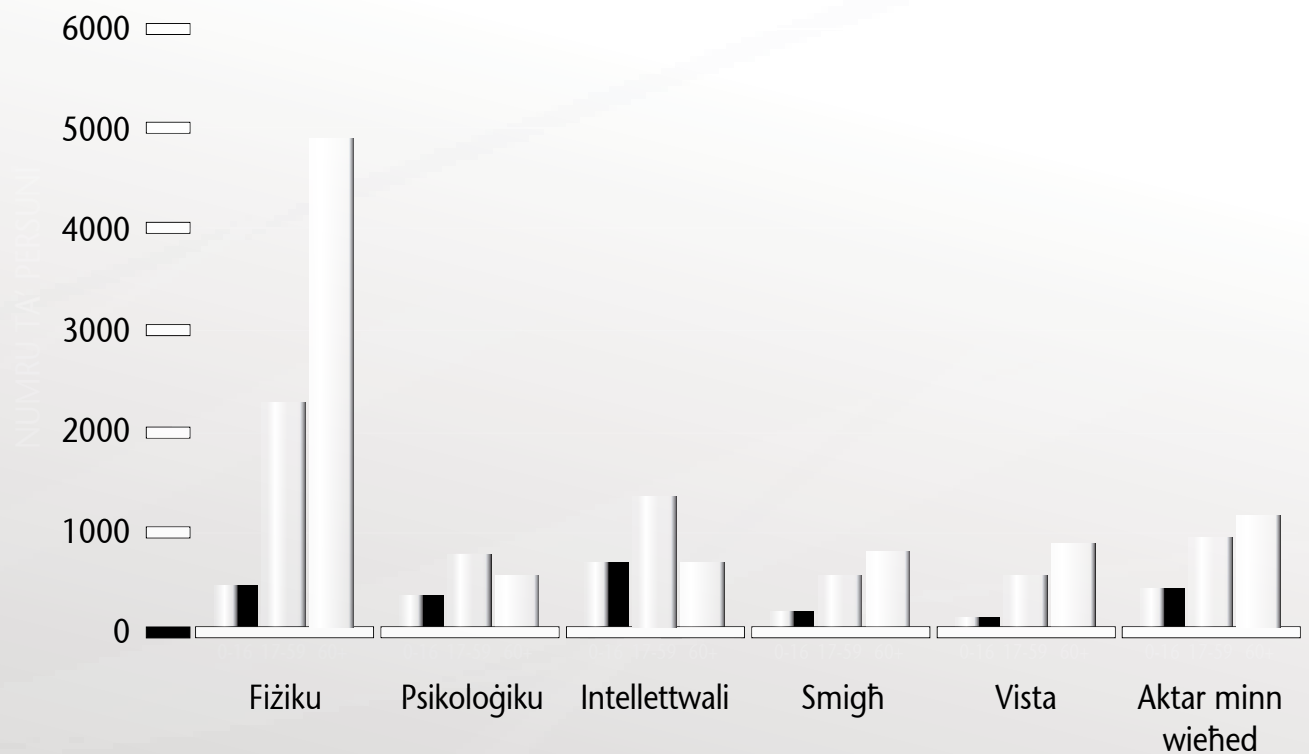


Tabella 29: Prevalenza tad-Diżabilità mqabbla mal-Popolazzjoni

SENA	PREVALENZA
1994	0.9
1999	1.6
2003	1.9
2005	2.3
2006	2.4
2007	2.5
2008	2.8

Grafika 5

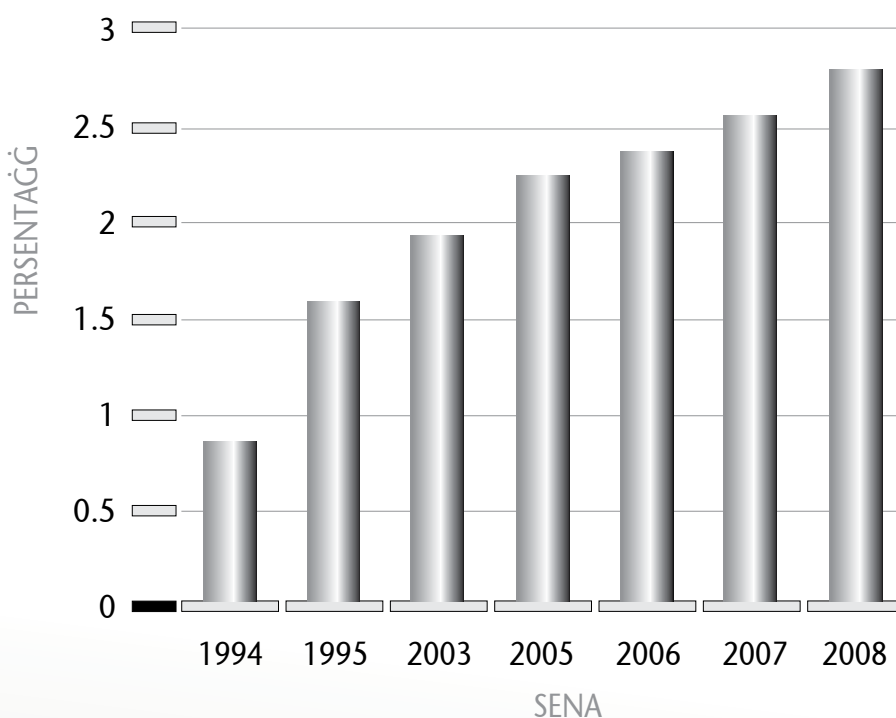


Tabella 30: Statistika skont il-Lokalità

Attard	204	Lija	71	San Ġiljan	248
Balzan	132	Luqa	139	San Ġwann	285
Birgu	103	Marsa	242	San Lawrenz	20
Birkirkara	639	Marsascala	211	San Pawl il-Baħar	383
Birżebbuġa	224	Marsaxlokk	75	Sannat	43
Bormla	206	Mdina	13	Siġġiewi	274
Dingli	67	Mellieħa	218	Sliema	562
Fgura	306	Mġarr	67	Sta Luċija	93
Floriana	111	Mosta	432	Sta Venera	238
Fontana	27	Mqabba	54	Swieqi	144
Għajnsielem	64	Msida	191	Ta' Xbiex	55
Għarb	40	Mtarfa	55	Tarxien	231
Għargħur	47	Munxar	20	Valletta	271
Għasri	11	Nadur	107	Victoria (Għawdex)	185
Għaxaq	85	Naxxar	252	Xagħra	83
Gudja	58	Paola	327	Xewkija	77
Gżira	219	Pembroke	55	Xgħajra	24
Ħamrun	417	Pietà	133	Żabbar	395
Iklin	42	Qala	47	Żebbuġ	275
Isla	91	Qormi	513	Żebbuġ (Għawdex)	50
Kalkara	67	Qrendi	69	Żejtun	335
Kerċem	35	Rabat	465	Żurrieq	220
Kirkop	48	Safi	42		